

**CLIPSAL**



**C-Bus**

Control and Management System

# Your home, smart home, smart living.

- > entertainment
- > convenience
- > comfort
- > security

**CLIPSAL**  
LIVING ELECTRICAL

**Schneider**  
Electric

# > Your home, smart home, smart living.

Your home is about living. With a Clipsal C-Bus automation system your house can become a smart home, providing an enhanced lifestyle of entertainment, convenience, comfort and security.

Imagine pressing a “Welcome Home” button on a remote control as you pull into your driveway, and having your pathway, front porch and hallway lights turn on. Your air-conditioner begins to warm or cool your living room, and your favourite music starts playing throughout your house. That’s a smart home!

And that’s just the beginning. Imagine a “Goodnight” button that turns everything off when you go to bed, and a “Watch DVD” button that activates your home cinema, closes the blinds and dims your lights when you watch a movie. That’s smart living!

The best news is, you can have it. Whether you are building or want to enhance your existing home, with Clipsal C-Bus and C-Bus Wireless anyone can enjoy the benefits of a smart home. You can even start small and add to the system as your lifestyle changes.

**It’s your home – make it a smart home, and enjoy smart living!**





# > A home for your lifestyle

Create that personal touch for your home with special lighting and dimming scenes that are great for entertaining, relaxing or looking after your home when you're not there. Combine all of today's great technology and you can create individual settings that can be controlled via remote control:

## Welcome Home

Step out of your car and activate hallway, kitchen and family room lights, as well as air-conditioning and your favourite music.

## Music Throughout Your Home

Enjoy your favourite music anywhere in your home. Your kids can even plug in their MP3 players and listen to music in their rooms.

## Appliances

Turn on the coffee machine from the bedroom with the remote control.

## Night-lights

Create a night-time scene that dims the lights to a low level to avoid glare, or a night-light for children's bedside lamps.

## Home Theatre

Dim the lights, close the curtains and start the movie, all via remote control.

## Outdoor Watering and Lighting

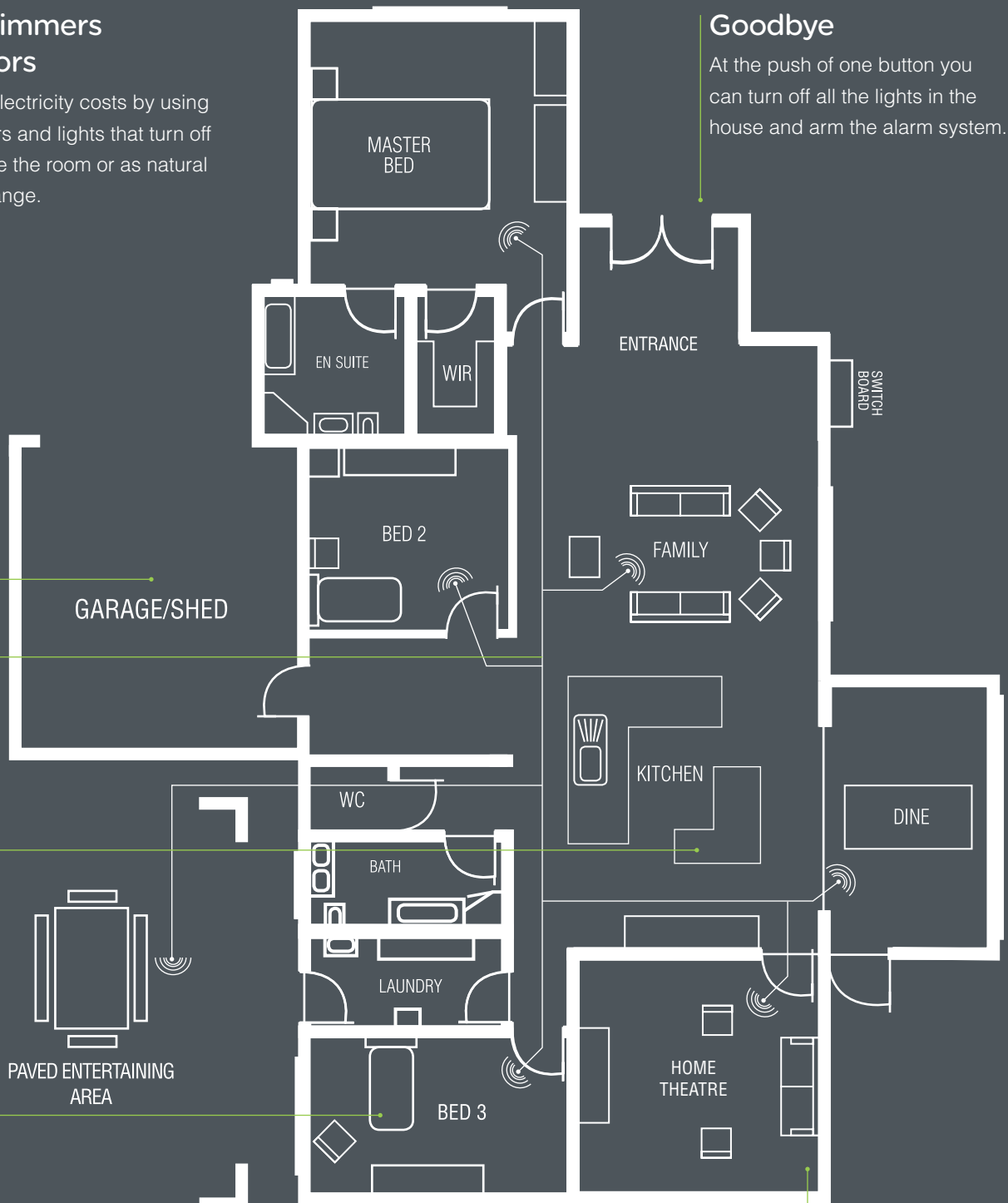
Turn on spa or pool pumps, garden sprinklers and outside garden lights by remote control.

## Timers, Dimmers and Sensors

Reduce your electricity costs by using timers, dimmers and lights that turn off when you leave the room or as natural light levels change.

## Goodbye

At the push of one button you can turn off all the lights in the house and arm the alarm system.



PAVED ENTERTAINING AREA

POOL

## Air-conditioning

Control the temperature from anywhere in the house.



# A home for this century

Choose from the following smart options:

## Entertainment

### Cinema Scene

Recreate that cinema experience in your very own lounge room. Get comfortable as you sit down to watch a movie and adjust the lights to the exact level you want. Close the motorised curtains and play a DVD, all via remote control.

### Party Scene

Friends over for dinner? Press a “Party” scene button and welcome your guests with outdoor and entrance lighting, activate water features, soft lighting at the dinner table, air-conditioning and even ambient music.

## Convenience

### Welcome Home Scene

You’ll love coming home more than ever. Simply press a “Welcome Home” button when you arrive and the system will create the perfect environment by turning on selected room lights, air-conditioning, and music. You could also have a “Goodbye” button.

### Pathway Scene

Forget fumbling in the dark for keys or light switches. Choose “Pathway” scene simply by opening your garage door when returning home to create “a path of light” from one area of the house to another.







## Comfort

### Goodnight Scene

Forget going around your house and turning off all the lights. Simply press the “Goodnight” button on your remote (or switch next to your bed) and all lights will fade off. Need to get up during the night? Hit another button to turn on lights dimmed to half brightness so as to not disturb the rest of the household; perfect for getting ready for that red-eye flight or feeding the baby in the early hours.

### Helping the elderly and disabled

Repetitive switching can be a difficult task for the elderly or disabled. C-Bus can be set up to simplify these tasks and create preset lighting sequences, controlled automatically from a single button for “Morning”, “Bathroom”, “Welcome Home” and “Goodnight.”

## Security

### Panic Scene

Hear a strange noise? Hit the “Panic” button and light up your whole house instantly. All external as well as internal lights will turn on to maximum brightness. If desired, your Clipsal C-Bus home automation system can be linked to your security system for even greater peace of mind.

### Vacation Scene

Away from home for some time? Deter would-be burglars by giving your home the “lived in look”. Lights can be turned on and off at set times as well as opening curtains during the day and closing them at night again, all according to a schedule.



# Cruise control

## Touch Screens

---

Select a menu to control your entire home's lighting, home theatre, air-conditioning, security, watering system and much more. Create a mood for parties, dinner or when relaxing. Set the ideal environment or show off to your friends. You can even include pictures of your home and family to personalise each page.

## Remote Controls

---

You wouldn't buy a TV if it didn't come with a remote control. The same goes for your home. Control lighting, air-conditioning, music, home cinemas and a whole lot more. For the ultimate luxury, press the "All Off" button from the comfort of your bed...once you've had this, you'll wonder how you ever lived without it.

## Dynamic Labelling Technology

---

Now here's a New Zealand first. These new C-Bus wall switches feature ground-breaking Dynamic Labelling Technology. That means a switch that has an LCD screen where electronic labels can show you what each button does. You can include your own labels and graphics. This switch will never leave you in the dark.

## Saturn, Reflection and Modena

---

One of your toughest decisions is choosing between the pure glass Saturn, the European styled Modena, or the stylish Reflection wall switches. Architects designed these switches for Schneider Electric and it shows. These impressive designs are available in a choice of colours to complement your décor. Saturn switches are even available with labelled buttons so you know exactly what each one does.

stainless steel



black



white



MKII B&W

stainless steel



black



white



C-Touch Colour

universal



C-Bus



C-Bus Wireless



Remotes

stainless steel



black



white



DLT


labelling



stainless steel




black



white












Saturn



Reflection

Coverplate colour options:

-  White
-  Black
-  Charcoal
-  Blue
-  Chrome
-  Red
-  Champagne
-  Gunmetal
-  Platinum



Available 09 2009

Modena



Clipsal Electrical Products are available through electrical wholesalers New Zealand wide.  
Clipsal Electrical Products are designed to ISO 9001 and ISO 9002.

#### Schneider Electric (NZ) Limited

14 Charann Place, Avondale,  
Auckland 1026  
PO Box 15355, New Lynn,  
Waitakere 0640  
Tel: +64 9 829 0490  
Fax: +64 9 829 0491  
[www.schneider-electric.co.nz](http://www.schneider-electric.co.nz)

Clipsal Customer Care  
Freecall: 0508 254 7725  
Freefax: 0508 250 305  
Email: [sales@clipsal.co.nz](mailto:sales@clipsal.co.nz)  
[www.clipsal.co.nz](http://www.clipsal.co.nz)

